BLV-SDBF20-4/1C-35 型上车多路阀

BLV-SDBF20-4/1C-35 Multiple Directional Control Valve

技术参数 Technical Specifications

额定压力：25MPa
额定流量：100L/min
电磁线圈工作电压：DC24V

Rated Pressure: 25MPa
Rated Flow: 100L/min
Electromagnetic coilWorking voltage: DC24V

机能符号 Hydraulic Schematic

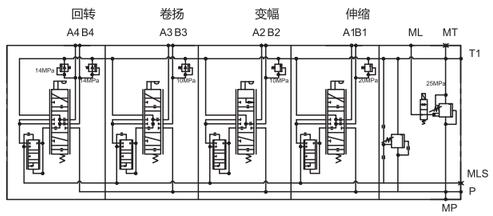

外形尺寸 Overall Dimension

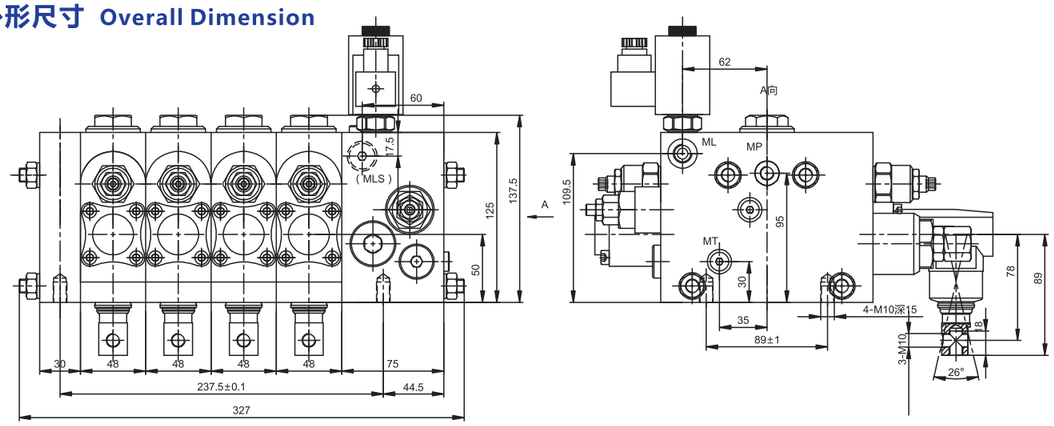

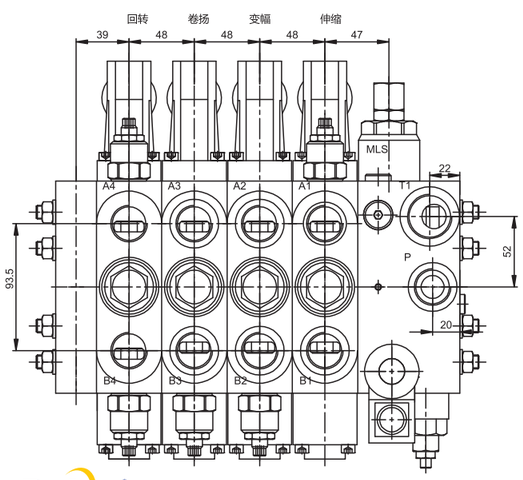

油口尺寸 Oil Ports Size

T为M33X2A1、B1、A2、B2、A3、B3、P为M27X2;
A4、B4为M22X1.5;ML、MT、MLS为M14X1.5;
MP为M10X1;

油口流量参数 each port flow

A1:30L/min; B1:70L/min; A2:70L/min;
B2:30L/min; A3:90L/min; B3:90L/min;
A4:50L/min; B4:50L/min;

DL8Z-5NN-M12311(BLV-5SDN20/10-21)整体式下车多路阀

DL8Z-5NN-M12311(BLV-5SDN20/10-21)Mono-block Directional Control Valve For Crane Chassis

型号说明 Model Code

DL8P - 4NN - M11111
1 2 345 6789 10 11

1、系列代号：下车多路阀；
2、阀体型式：P-片式多路阀、Z-整体式多路阀;
3、工作联数：1~9：分别代表1~9联工作联；
4、辅助阀：Y-带专需辅助阀、N-不带辅助阀；
5、有无跳管结构：Y-带阀外跳管、N-不带阀外跳管；
6、油口类型：M-公制螺纹、G-英制管螺纹；
7、P、V油口规格：1-M22X1.5、2-M27X2;(螺纹型式为M时)
1-G1/2、2-G3/4;(螺纹型式为G时)
8、H油口规格：1-M18X1.5、2-M22X1.5、3-M27X2;(螺纹型式为M时)
1-G3/8、2-G1/2、3-G3/4;(螺纹型式为G时)
9、T油口规格：1-M16X1.5、2-M18X1.5、3-M22X1.5、4-M27X2;(螺纹型式为M时)
1-G3/8、2-G1/2、3-G3/4;(螺纹型式为G时)
10、工作联油口：1-M16X1.5、2-M18X1.5、3-M22X1.5、4-M27X2;(螺纹型式为M时)
1-G3/8、2-G1/2、3-G3/4;(螺纹型式为G时)
11、测压油口规格：1-M10X1、2-M12X1.5、3-M14X1.5;(螺纹型式为M时)
1-G1/4；(螺纹型式为G时)

1.Series Code : Multiple Directional Control Valve For Crane Chassis
2.Valve Body Type : P-Split Type, Z-Monolithic Type
3.Block:1~9
4.Subsidiary Valve : Y-With Subsidiary Valve, N-Without Subsidiary Valve;
5.Additional Connection Structure : Y-With Additional Connection Structure,
N-Without Additional Connection Structure;
6.Oil Port Type : M-M Thread, G-G Thread;
7.P, V Oil Port Type : 1-M22X1.5、2-M27X2(When the thread is M)
1-G1/2、2-G3/4(When the thread is G)
8.H Oil Port Type :1-M18X1.5、2-M22X1.5、3-M27X2(When the thread is M)
1-G3/8、2-G1/2、3-G3/4(When the thread is G)
9.T Oil Port Type :1-M16X1.5、2-M18X1.5、3-M22X1.5、4-M27X2(When the thread is M)
1-G3/8、2-G1/2、3-G3/4(When the thread is G)
10.Block :1-M16X1.5、2-M18X1.5、3-M22X1.5、4-M27X2(When the thread is M)
1-G3/8、2-G1/2、3-G3/4(When the thread is G)
11.Measuring Oil Port :1-M10X1、2-M12X1.5、3-M14X1.5(When the thread is M)
1-G1/4(When the thread is G)