

WE6型电磁换向阀

WE6 Electromagnetic reversing valve

型号说明

公司代号：博尔法
The company code:Bolev

3通 3=3-way
(机能A,A9, B,B9) =3
4通 4=4-way =4

电磁换向阀 Electromagnetic reversing valve

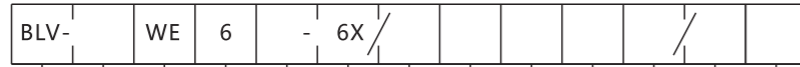
通径 =6 Size 6

图形符号

60~69系列 =6X

弹簧复位 =无标记 No code=With spring return;
无弹簧复位 =0 O=Without spring return;
无弹簧复位,带定位机构 =OF OF=Without Spring returnwith detent

普通电磁铁 Ordinary electromagnets =E
宽电压电磁铁 (仅对直流12V和24V) Wide voltage electromagnets (only for DC 12V and DC 24V) =N



无标记=丁腈橡胶密封
No code=NBR seals for petroleum oils
V= 氟橡胶密封
V= FPM seals for phosphate ester

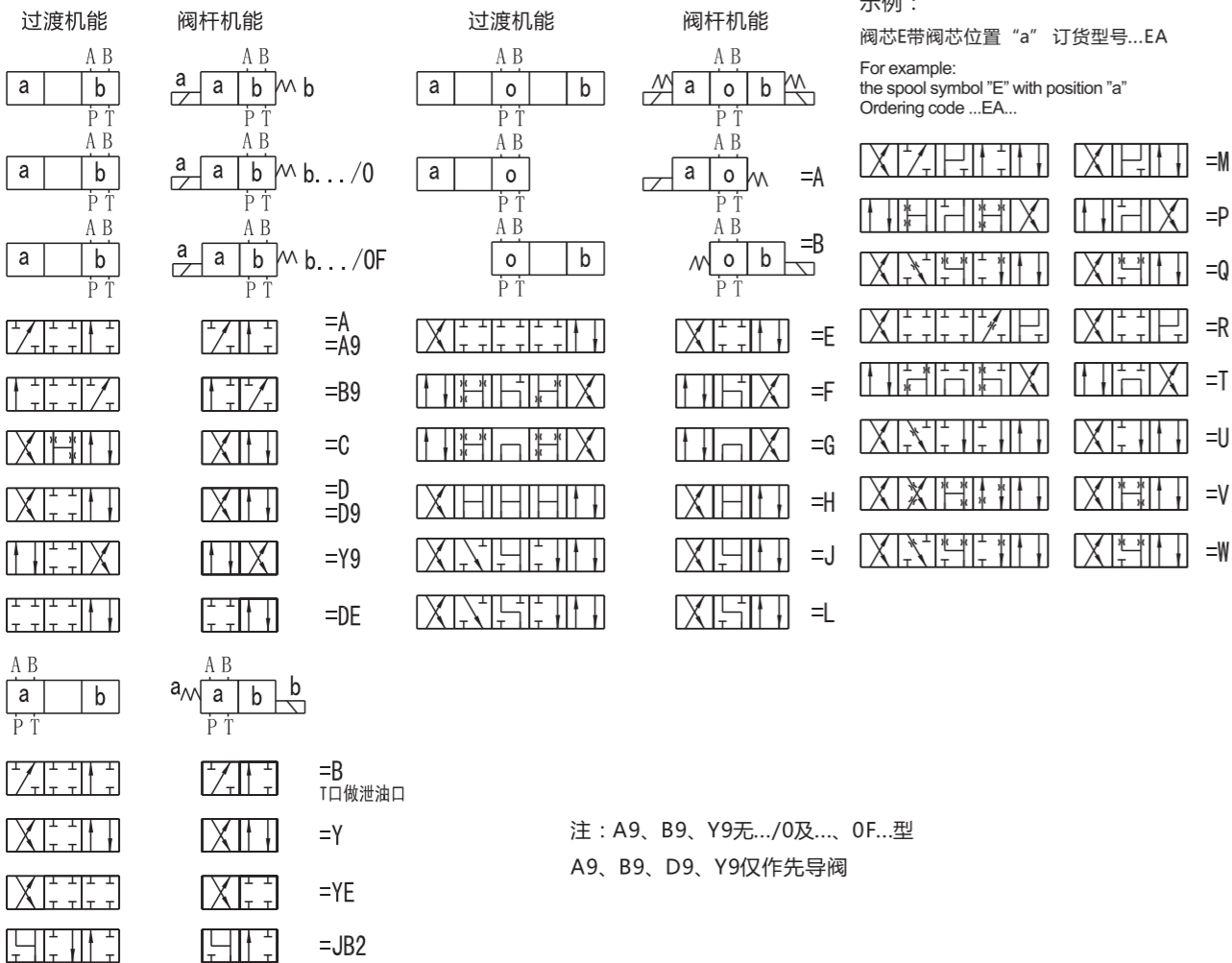
无标记= 无插装节流阀 No code=Without orifice insert
B08= 节流孔直径=0.8mm B08=Orifice size0.8mm
B10= 节流孔直径=1.0mm B10=Orifice size1.0mm
B12= 节流孔直径=1.2mm B12=Orifice size1.2mm
B15= 节流孔直径=1.5mm B15=Orifice size1.5mm
B20= 节流孔直径=2.0mm B20=Orifice size2.0mm
B25= 节流孔直径=2.5mm B25=Orifice size2.5mm
B30= 节流孔直径=3.0mm B30=Orifice size3.0mm

Z4= 方形插头 Z5L=Large quadrate plug with light
Z5L= 方形插头带灯 No code=Without manual override
ZC= 插针式防水插头 N=With manual override

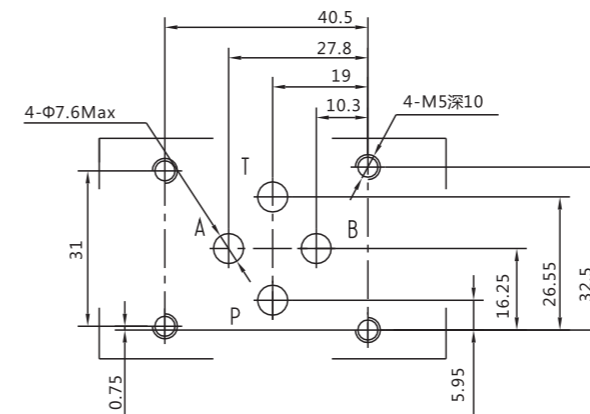
带手动应急操作按钮 With manual emergency action button =N

24V直流 DC24V, =G24
220V交流, 50Hz AC220V 50Hz. =W220-50
220V交流本整 AC220V with rectifier =W220R


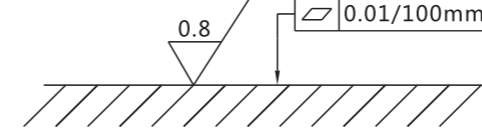
图形符号



安装地板尺寸



安装地面要求



元件尺寸

